

1. Open the door and take off all the shelves



Kalamera




2. Unscrew the inner plate and take it off.



Kalamera




3. Disconnect the wirings.




Kalamera


4. Take off the plate and tear off the gummed paper.



5. Cut off the strap and disconnect the wirings.



Kalamera




6. Turn back the plate, unscrew and take off the fan cover.



Kalamera



7. Turn back again and take off the fan.



Kalamera

8. Replace a fan. Turn back and place the fan cover and fix it by screws.




Kalamera

9. Connect the wirings of the fan.



10. Strap the wirings



Kalamera

11. Fix the wirings by gummed paper.



12. Connect the wirings to the unit.



Kalamera

13. Fix the plate by screws



14. Put back the shelves.

15. Finish!

Kalamera